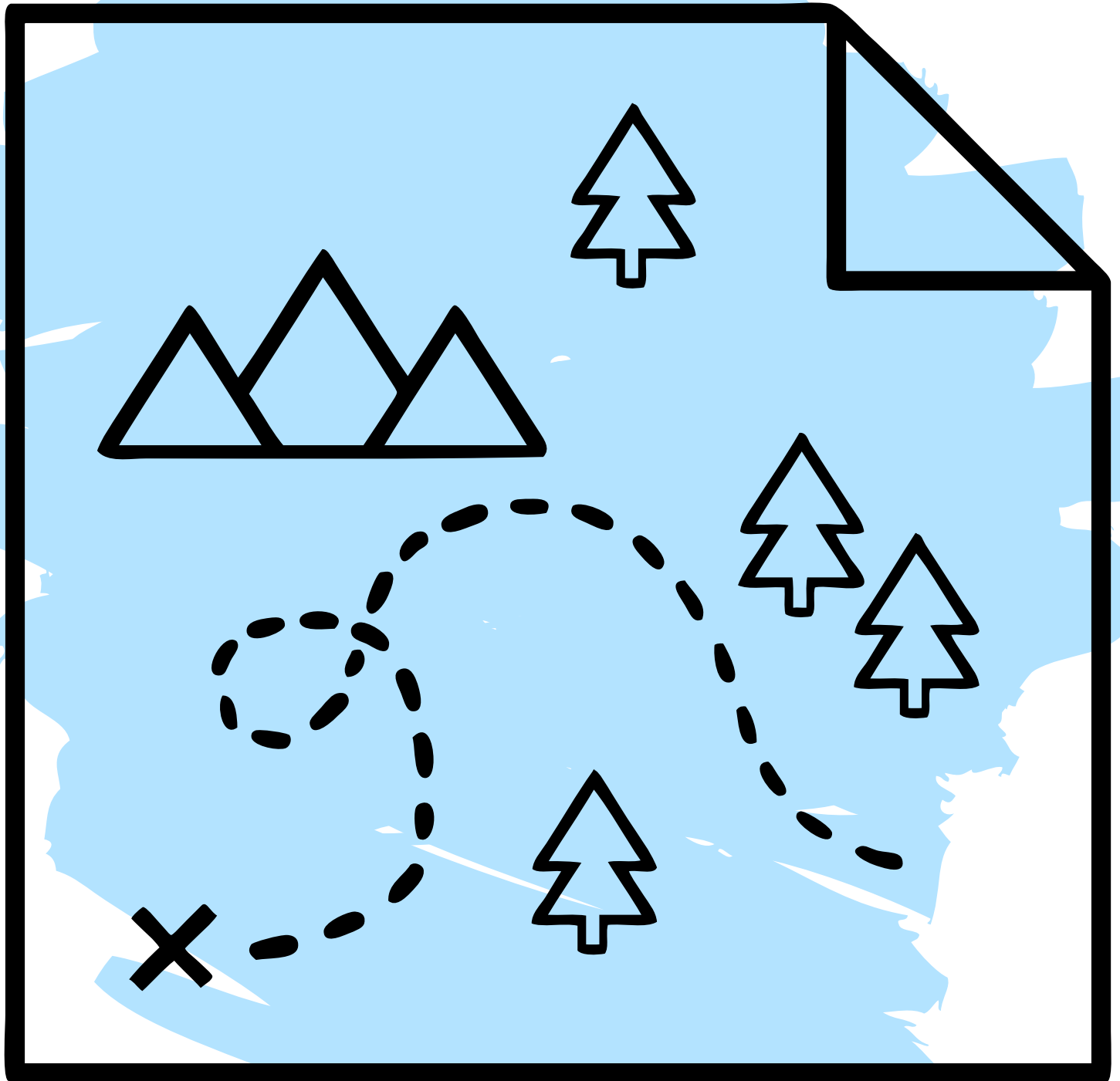




Scavenger Hunt Map



Made By: KoreanStudyJunkie



Map Layout:



> **Official Scorecard**

*list of official challenge "tasks" and the points you earn for doing them

> **Personal Point Tracker**

*something you can use to track tasks you've done & points you've earned

> **Guide & FAQ**

*gives tips & attempts to answer questions you may have about the tasks, proof, & how points work for certain tasks

OFFICIAL SCORECARD

TASKS	POINTS
Learn 10 new Korean words	+3
Study/Review Korean vocabulary	+2
Learn 1 new grammar	+4
Write a paragraph in Korean	+6
Speak to yourself in Korean for at least 5 minutes	+10
Participate in story quizzes	+2
Get 100% on any Korean quizzes	+3
Download Naver Dictionary	+3
Watch/listen to smth in Korean	+3
Read a blog/story in Korean	+3
Review Korean grammar	+3

OFFICIAL SCORECARD

TASKS	POINTS
comment on my recent IG post	+2
post a story of you using my posts, blogs, free practices, or books to study	+7
buy a book from my Etsy store	+10
comment on recent blogs	+1
make an Ig post/reel & tag me	+5
create 3 sentences using grammar you just learned	+5
make a sentence using a new word	+2
sing along to your favorite korean song	+6
like all of the blog posts on my website	+7

OFFICIAL SCORECARD

TASKS	POINTS
create physical/digital flashcards	+3
participate in the digital community library (will be announced soon)	+25
do Korean Number bingo	+4
study Korean song lyrics	+4
have a Korean conversation	+10
make Korean lesson post on IG (create a post teaching others)	+5

OFFICIAL SCORECARD

TASKS	POINTS
go outside for a walk	+5
wear a purple or yellow shirt	+2
drink water	+3
do your homework/classwork	+8
tag me in a random Instagram post you made (doesn't have to be Korean-related)	+2
read a few pages of a book	+3
wear your mask	+2
eat your favorite food/snack	+3
Sleep (literally sleep or nap)	+5
exercise or dance	+5
relax (watch a show/listen to music/play games/etc.)	+3

UNOFFICIAL SCORECARD

There will be "Spontaneous" tasks that aren't listed here, but here are some examples you may or may not see. Spontaneous tasks are tasks that are worth a lot of points and are different from the other tasks and change all the time.

EXAMPLES:

- Watching A Specific Youtube Video & Answering Question(s) About It.
- Complete Korean Quizlet (I'll make a quizlet about different topics like specific grammar, vocabulary words, numbers, and etc.)
- Fill In A Korean Crossword Puzzle
- Complete A Mini-Challenge
- Get the High-score In A Game
- Watch A Drama Episode & Write A Short Summary About It In Korean



GUIDE

GUIDE:

~ when you send in pictures and videos make sure to leave a message specifying the "reason" for sending it.

The reason is what "task" you are trying to prove. Doing this makes it easier for me to categorize and add in the proper points. If not I might make a mistake and give you the incorrect amount of points.

WAYS TO SHOW PROOF:

Vocabulary-Related Tasks

- > *tip: specify whether you're learning the words for the 1st time or if you are simply you studying or reviewing them instead*
- + a screenshot or picture of the flashcards themselves or clip/vid of you making them
- + a screenshot of digital flashcard "results"
- + a picture of your physical or digital notes with words

"rules": - every 10 words you learn are 3 points, until you hit the 50 vocabulary word mark. you can learn & study words in the same day for points. pretty much no limit on how many times you can do these.

Ways To Show Proof:

Grammar-Related Tasks

> *Tip: specify the grammar or grammars that you are learning, studying, or reviewing and whether you are learning it for the first time, studying it, or reviewing it.*

- + a screenshot or picture of your grammar notes
- + a short clip of you taking notes on the grammar
- + picture of sentences you made in Korean
- + or write out the sentences directly in an Instagram DM
- + any proof showing you being engaged with grammar

keep in mind:

Grammar-Related Tasks

- you can learn more than 1 grammar at a time, but learning additional grammar won't grant you the same 4 points. It's +1 point for any additional grammar you learn. each day it resets again.

(**strategy tip:** instead of learning 3 grammars in one sitting, **learn 1 each day** and claim **+4 points each day**)

- reviewing more than one grammar doesn't give you extra points (1 time point gain can be redone each day)

- you don't get the same +5 points for writing more than 3 sentences using grammar you're learning. each additional sentence added is +1 point.

Tips:

Social Media-Related Tasks

+ when you comment anywhere make it meaningful (at least 4 words and not just adding emojis)

~meaningful means: related to the post and not rushed

+ going to older posts and commenting from before the competition started will not give you extra points.

+ every additional comment on my recent blogs will give you +1 point

+ even if you start the challenge late commenting on my posts since the beginning of the challenge will give you the same amount of points each time you do it +2

Ways To Show Proof:

Random Tasks

- + walking - short clip of walking indoors or outdoors (can just show the ground while walking)
- + drinking/eating - pic or video of food or waterbottle/glass of water
- + wearing things - picture of you with your mask on, picture or vid of you weating a shirt with appropriate colors
- + exercise/dance - a picture or video of you being active. a sweaty picture is also proof. or a picture of a exercise video you did, a picture of equipment you used, etc.

> *Tip: gain extra points at the end of each day by taking a pic or vid right before bed. (can be a pic of your bed, the moon, or simply the dark) if the last one specify reason as "sleep"*

Ways To Show Proof:

Other Tasks

+ pictures or videos of things you are reading or have read, a show, drama, or movie you are watching, a podcast or song you are listening to

+ singing/karaoke - clips (can be audio clips) of you singing a small part of your favorite korean song

+ speaking - send audio clip or video clip with audio. send multiple clips for proof of 5 minutes speaking in korean

+ writing - picture of paragraph or sentences or send the

sentences/paragraph directly as a message. It doesn't have to be correct or amazing just try.